

Is extra virgin olive oil a good fat for cooking?



Dra. Maria Pérez Bosch
Seminari de Recerca, 16 de març 2023





VIRGIN OLIVE OIL AND ITS PHENOLS



EFFECTS OF COOKING AND PROCESSING



TAKE HOME MESSAGE



POLYPHENOL RESEARCH GROUP





VIRGIN OLIVE OIL AND ITS PHENOLS



EFFECTS OF COOKING AND PROCESSING



TAKE HOME MESSAGE



POLYPHENOL RESEARCH GROUP



Extra Virgin Olive Oil (EVOO)



EVOO is the fatty fraction of olive juice extracted only by mechanical and physical processes, without any refinement



Extra Virgin Olive Oil
(EVOO)



The main source of fat in a Mediterranean diet



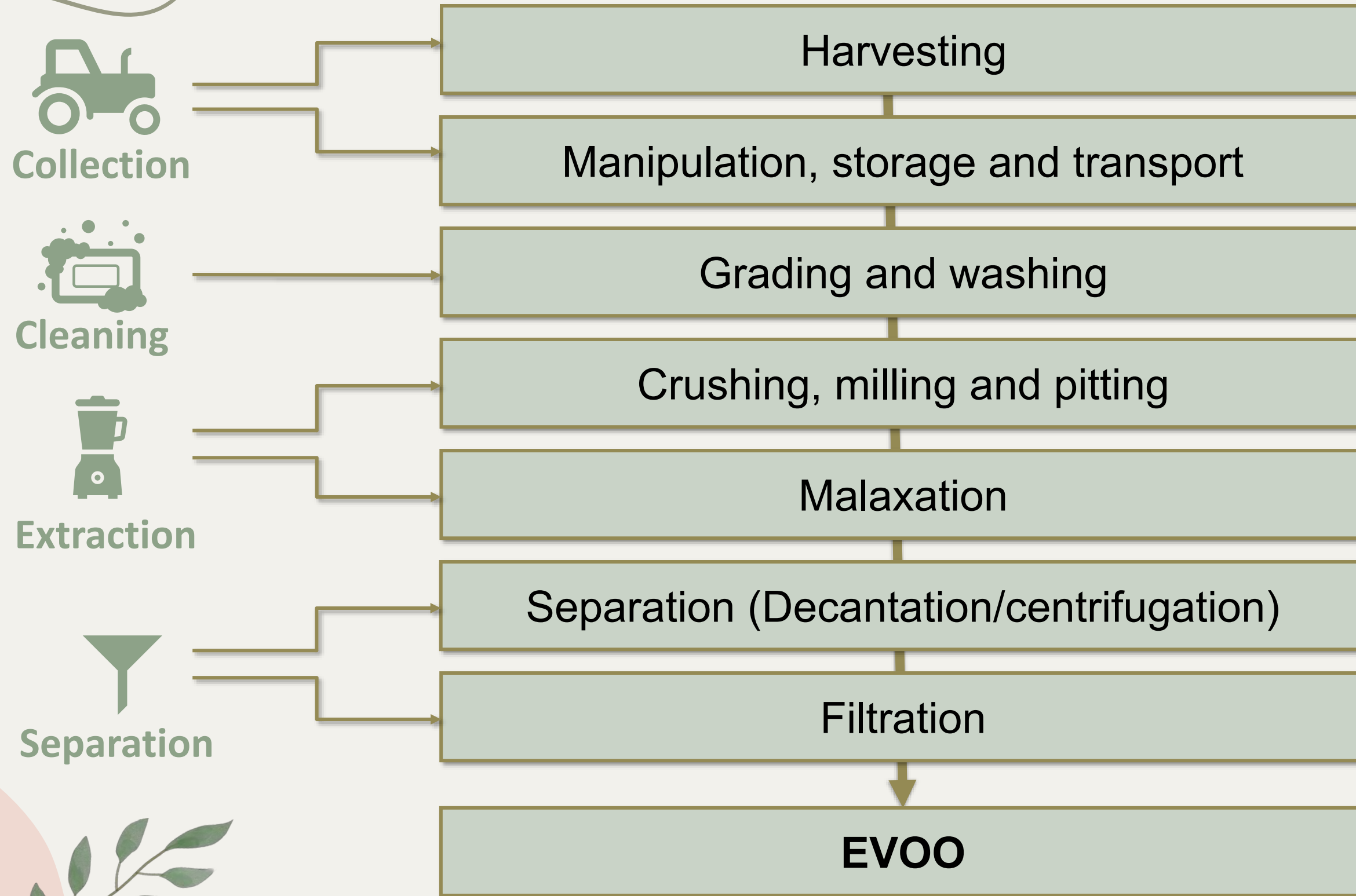
Distinguished by its high content of nutritional and antioxidant compounds compared to other vegetable oils



Over the last 60 years, EVOO production worldwide has tripled



EVOO elaboration process



Free acidity < 0.8%
No organoleptic defects
Fruitiness



EVOO composition



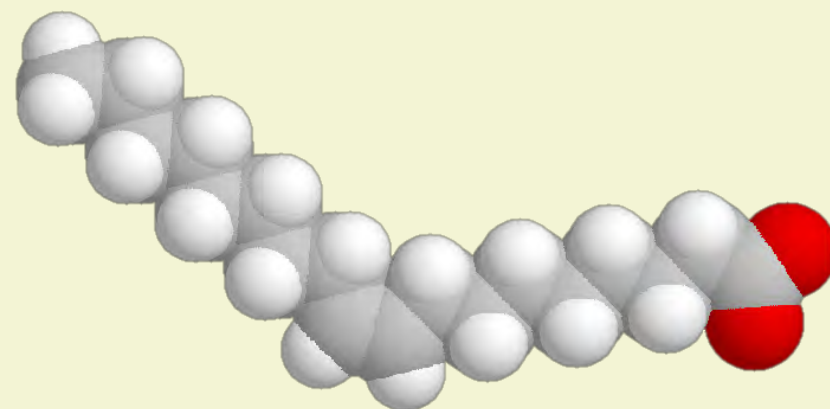
Major fraction

Triglycerides

95-98%

Monounsaturated fatty acids

55-83%



Oleic acid

Minor fraction

2-5%

Phenolic compounds

Triterpenic compounds

Tocopherols

Hydrocarbons

Pigments
(chlorophylls and carotenoids)

Sterols



EVOO claims



According to MUFA's levels



'Olive oil may reduce the risk of coronary heart disease due to the monounsaturated fat'

23 g olive oil intake
every day



According to polyphenol levels

'Olive oil polyphenols contribute to the protection of blood lipids from oxidative stress'

20 g olive oil intake every
day... when it contains at least
5 mg of hydroxytyrosol



EVOO polyphenol content



Yield vs quality

Phenolic compounds

Secoiridoids
(SECs)

> 70%

Oleocanthal
Oleacein

Lignans

Flavonoids

Phenolic alcohols

Phenolic acids

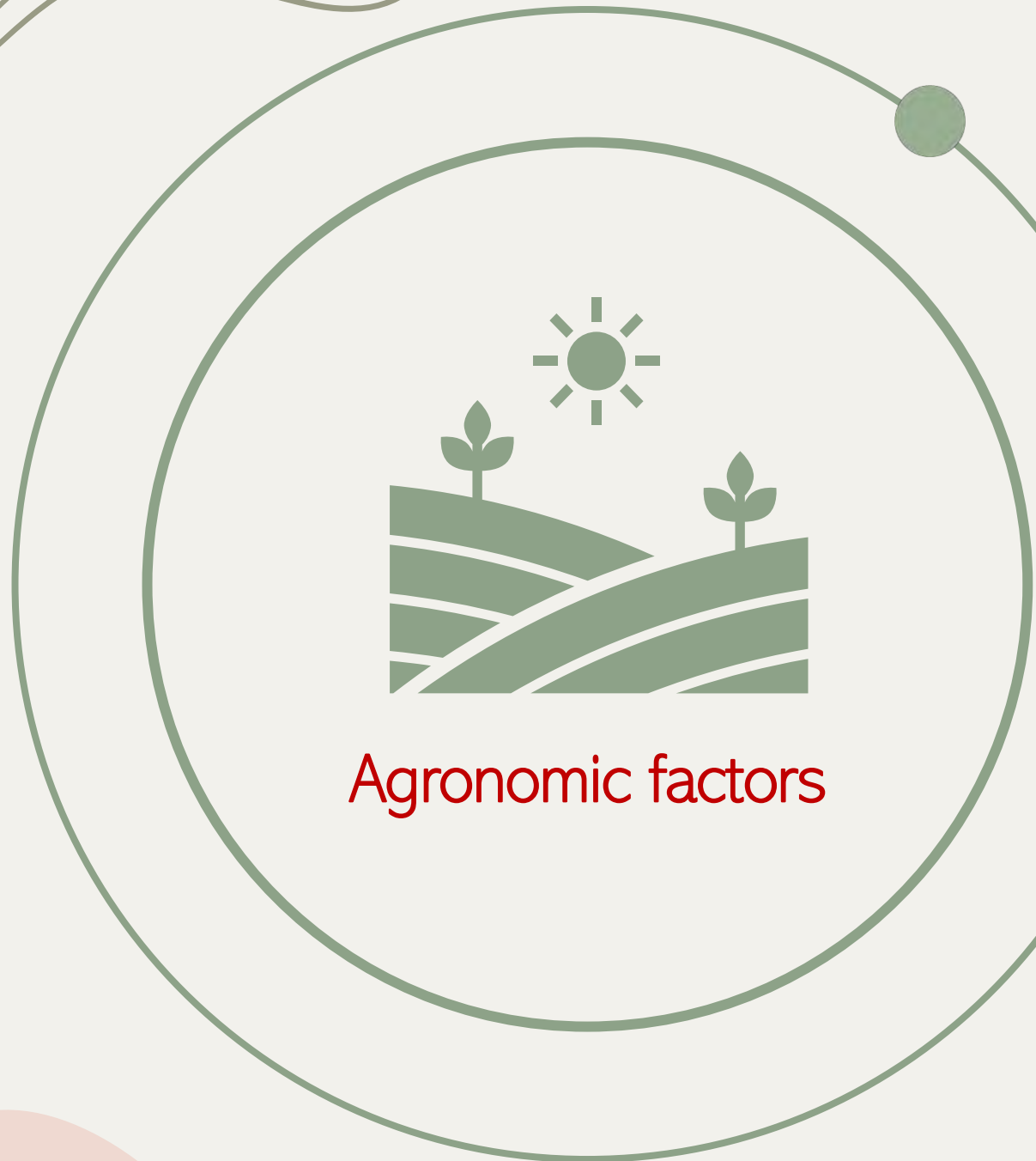


Agronomic
factors



Technological
factors

Agronomic factors



Genotype or cultivar

Maturity index

Climatic conditions

Cultivation systems

Water availability

'Picual' variety have a higher oxidative stability than 'Arbequina' or 'Hojiblanca', because of the low percentage of linoleic acid and, especially, its high content of phenolic compounds

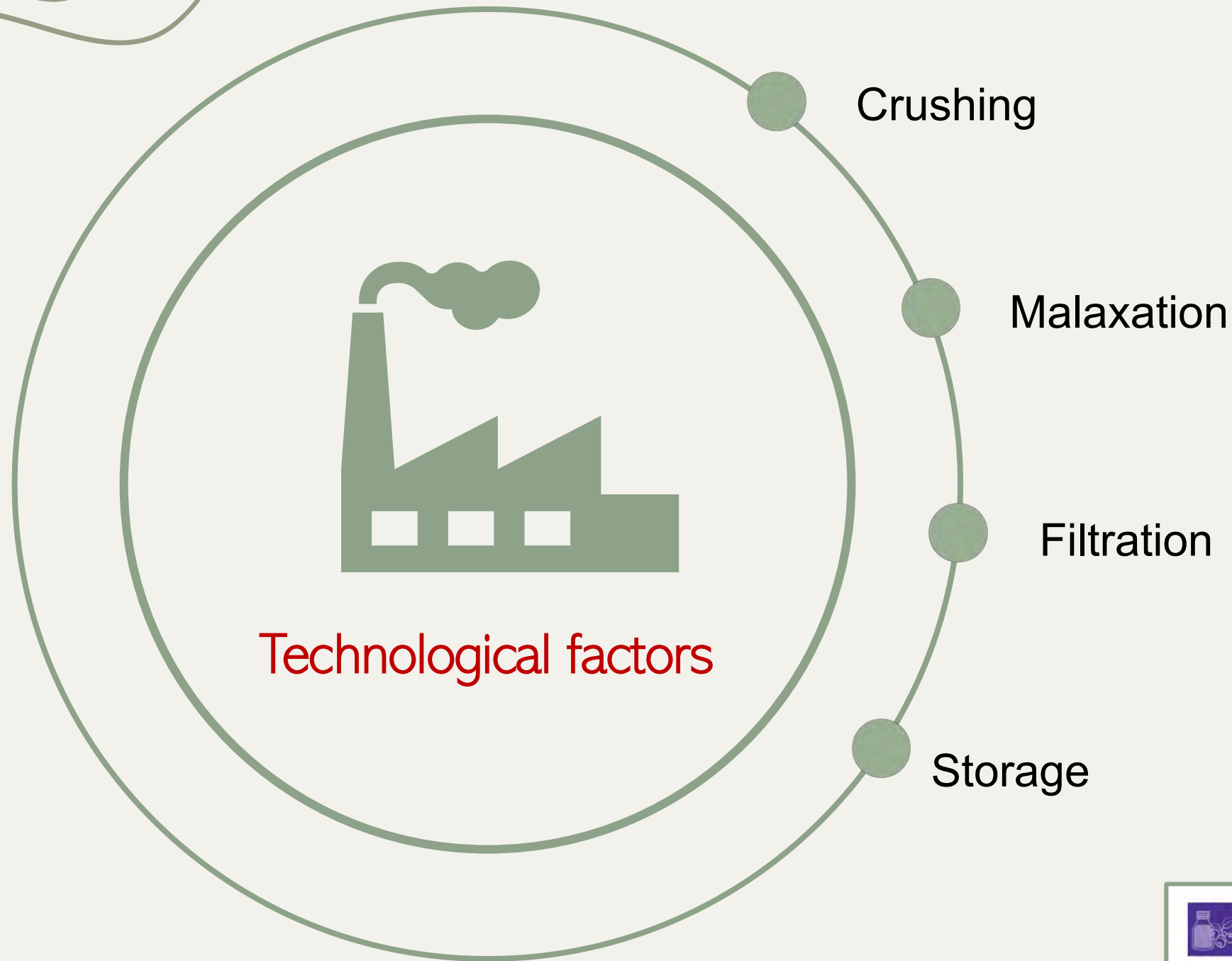


Article

Influence of the Ripening Stage and Extraction Conditions on the Phenolic Fingerprint of 'Corbella' Extra-Virgin Olive Oil

Anallely López-Yerena ^{1,†}, Antonia Ninot ^{2,†}, Núria Jiménez-Ruiz ¹, Julián Lozano-Castellón ^{1,3},
María Pérez ^{1,4}, Elvira Escibano-Ferrer ^{3,5}, Agustí Romero-Aroca ², Rosa M. Lamuela-Raventós ^{1,3}
and Anna Vallverdú-Queralt ^{1,3,*}

Technological factors



EVOO with high content of oleocanthal and oleacein

45 min at 25 °C

Overall results suggested as the best conditions

30 min at 20 °C



antioxidants



antioxidants



Article

Optimizing the Malaxation Conditions to Produce an Arbequina EVOO with High Content of Bioactive Compounds

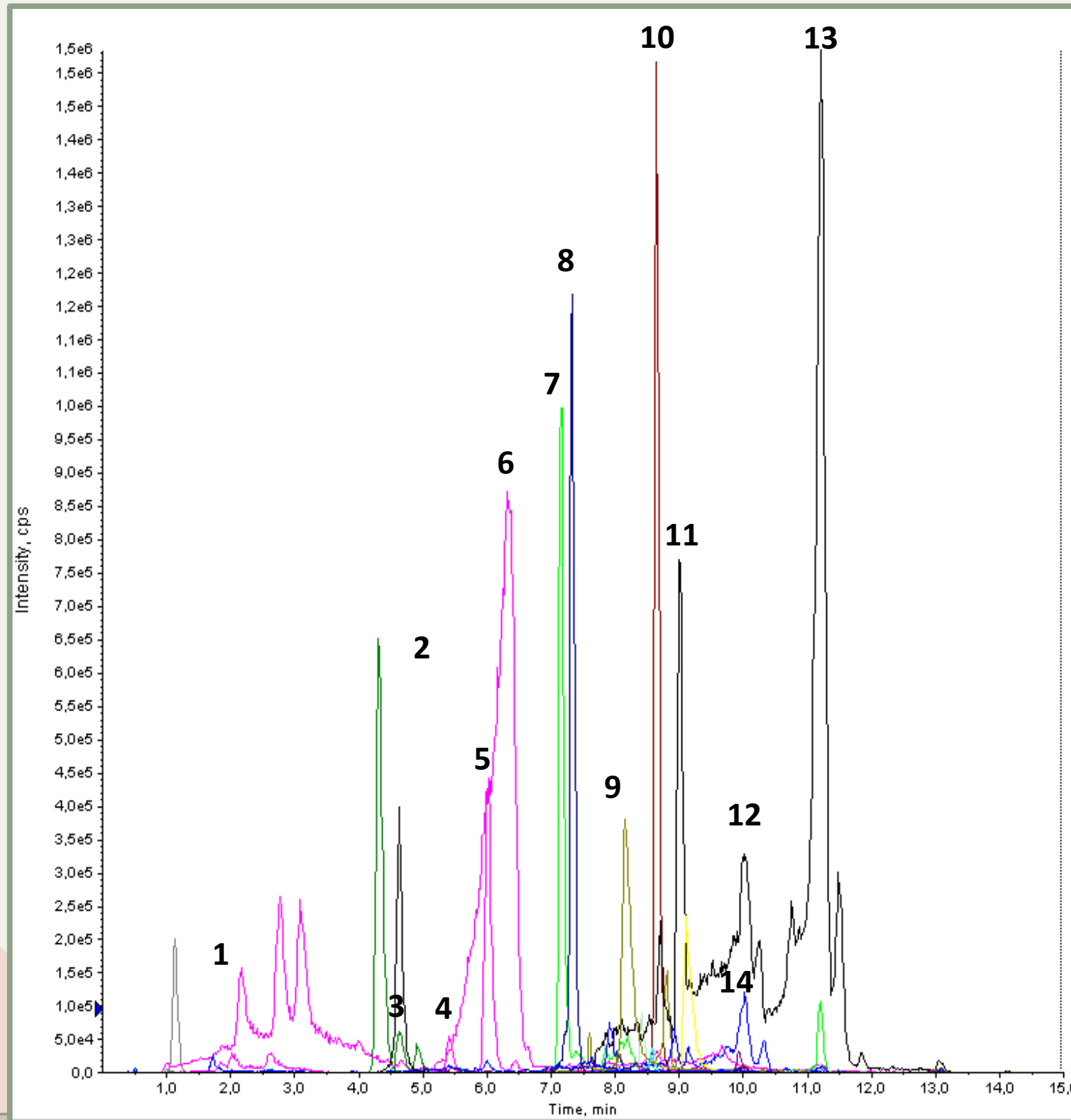
Alexandra Olmo-Cunillera ^{1,2}, Julián Lozano-Castellón ^{1,2}, María Pérez ^{1,3}, Eleftherios Miliarakis ¹, Anna Tresserra-Rimbau ^{1,2}, Antònia Ninot ⁴, Agustí Romero-Aroca ⁴, Rosa Maria Lamuela-Raventós ^{1,2} and Anna Vallverdú-Queralt ^{1,2,*}

The Ripening Stage and Extraction Conditions on the Fingerprint of 'Corbella' Extra-Virgin Olive Oil

, Antonia Ninot ^{2,}, Núria Jiménez-Ruiz ¹, Julián Lozano-Castellón ^{1,3}, Escribano-Ferrer ^{3,5}, Agustí Romero-Aroca ², Rosa M. Lamuela-Raventós ^{1,3} and Queralt ^{1,3,*}



Polyphenol complexity of virgin olive oil



Num.	Compound
1	Hydroxytyrosol
2	<i>p</i> -coumaric
3	<i>m</i> -coumaric
4	Hydroxytyrosol acetate (3,4-DHPEA-AC)
5	Hydroxyelenolic acid
6	Elenolic acid
7	Lactone (ester with hydroxytyrosol)
8	Hydroxydecarboxymethyl oleuropein aglycone
9	Luteolin
10	Decarboxyl methyl oleuropein aglycone (3,4-DHPEA-EDA) o Oleacein
11	Ligstroide aglycon I
12	Ligstroide aglycon II
13	Ligstroide aglycon III
14	Oleuropein aglycone (3,4-DHPEA-EA)

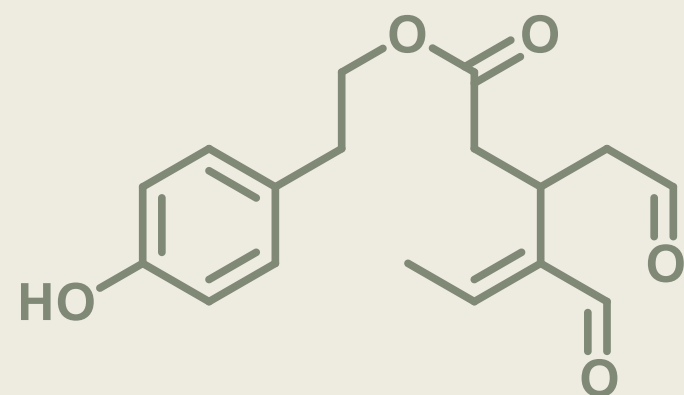


Organoleptic properties of EVOO



Organoleptic properties

Oleocanthal (OLC)

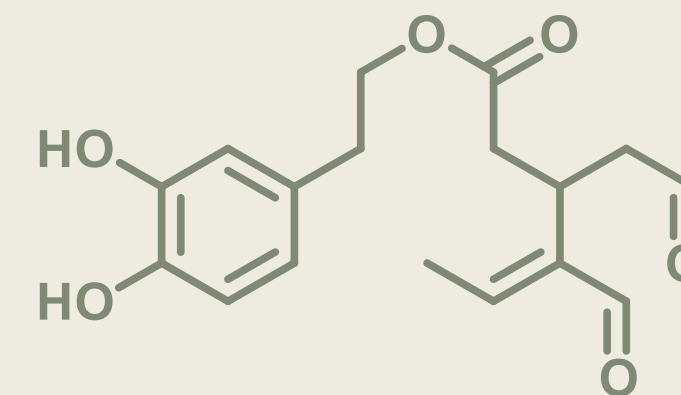


Pungent



Bitter

Oleacein (OLEA)



CRITICAL REVIEWS IN FOOD SCIENCE AND NUTRITION
2020, VOL. 60, NO. 15, 2532-2548
<https://doi.org/10.1080/10408398.2019.1650715>



Check for updates

REVIEW

Health-promoting properties of oleocanthal and oleacein: Two secoiridoids from extra-virgin olive oil

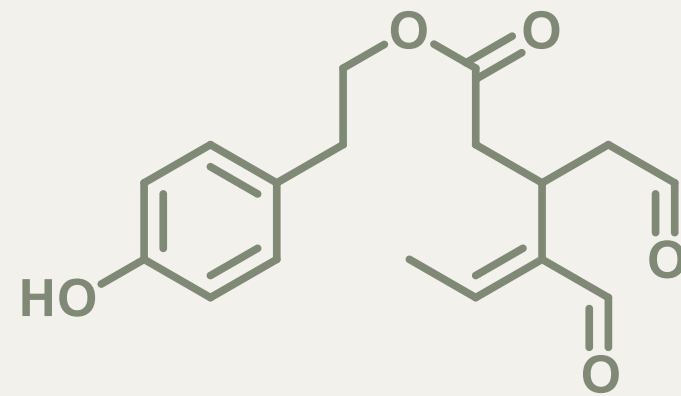
Julián Lozano-Castellón^{a,b*}, Anallely López-Yerena^{a*}, José Fernando Rinaldi de Alvarenga^a, Jaime Romero del Castillo-Alba^a, Anna Vallverdú-Queralt^{a,b}, Elvira Escibano-Ferrer^{b,c}, and Rosa M. Lamuela-Raventós^{a,b}



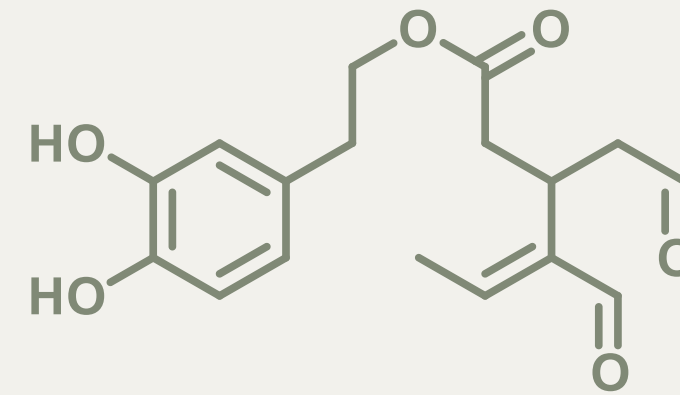
Health-promoting properties of EVOO




Oleocanthal (OLC)




Oleacein (OLEA)




Neuro-protective effects



Anti-inflammatory effects



Anticancer properties



Antimicrobial properties



Protection against cardiovascular diseases

Health-promoting properties





VIRGIN OLIVE OIL AND ITS PHENOLS



EFFECTS OF COOKING AND PROCESSING



TAKE HOME MESSAGE



POLYPHENOL RESEARCH GROUP





VIRGIN OLIVE OIL AND ITS PHENOLS

EFFECTS OF COOKING AND PROCESSING



EVOO



Tomato sauce with EVOO



Sofrito with EVOO



Cooking is a complex process, due to the diversity of food matrices, cooking techniques, and the reactions taking place, which are affected by temperature, oxygen, pH, and other factors

Cooking with EVOO



- EVOO serves as heat transfer medium
- EVOO is transformed due to temperature and oxygen
- Both major and minor fraction change



- Rich in monounsaturated fatty acids
- Poor in polyunsaturated fatty acids
- Antioxidant compounds

EVOO is now described as the best oil for frying
(Santos, C. S. P. et al. *Food Chemistry*, 2018, 243, 192–201)

Less susceptible to oxidation

Protective effect against degradation

Contents lists available at [ScienceDirect](#)

 Trends in Food Science & Technology

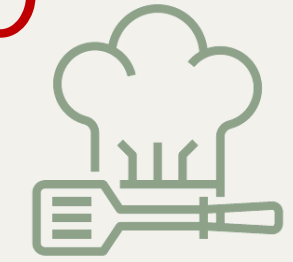
journal homepage: www.elsevier.com/locate/tifs

Cooking with extra-virgin olive oil: A mixture of food components to prevent oxidation and degradation

Julián Lozano-Castellón^{a,b}, José Fernando Rinaldi de Alvarenga^c, Anna Vallverdú-Queralt^{a,b}, Rosa M. Lamuela-Raventós^{a,b,*}



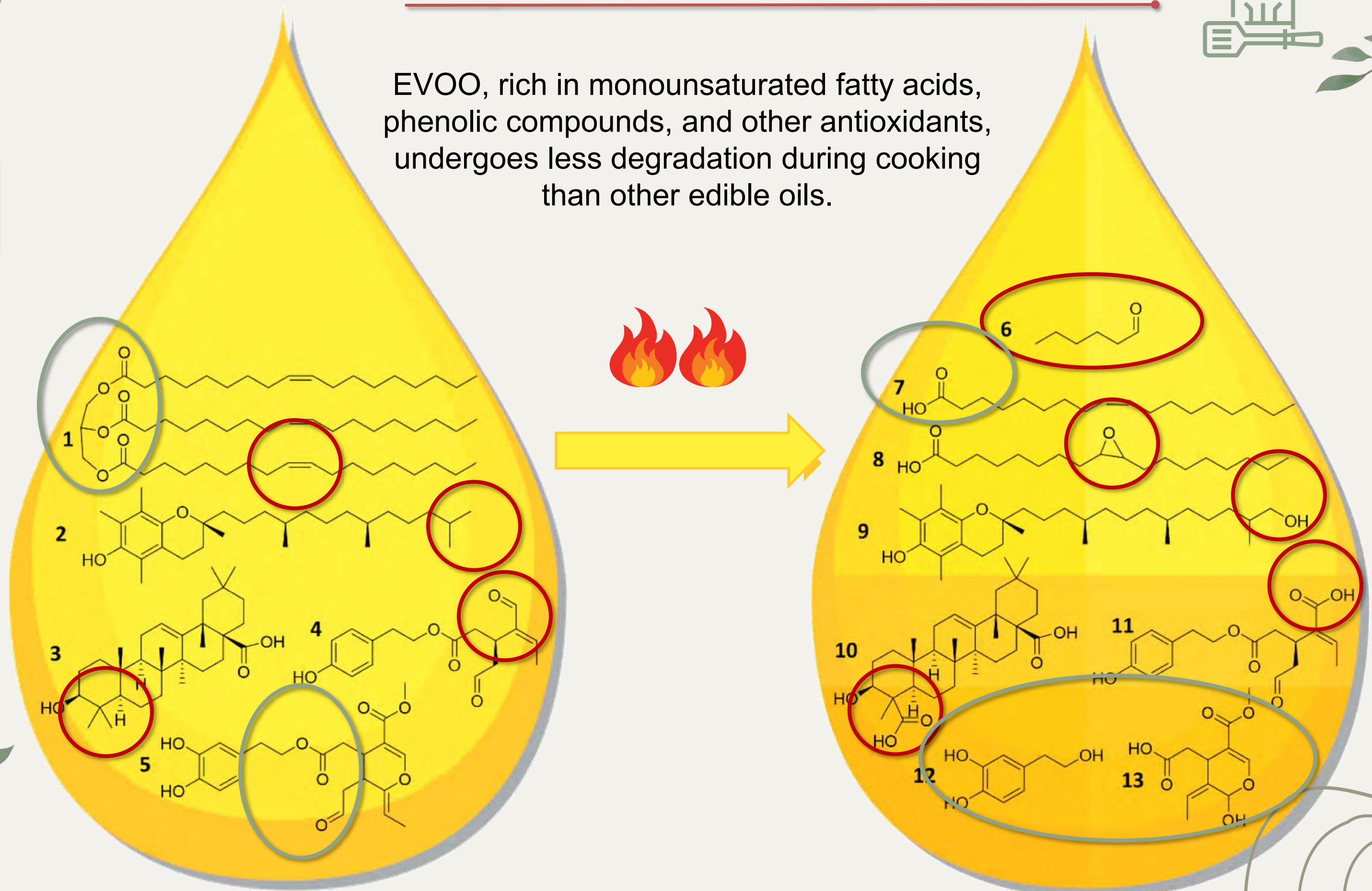
General transformations during cooking with EVOO



Hydrolysis

EVOO, rich in monounsaturated fatty acids, phenolic compounds, and other antioxidants, undergoes less degradation during cooking than other edible oils.

Oxidation

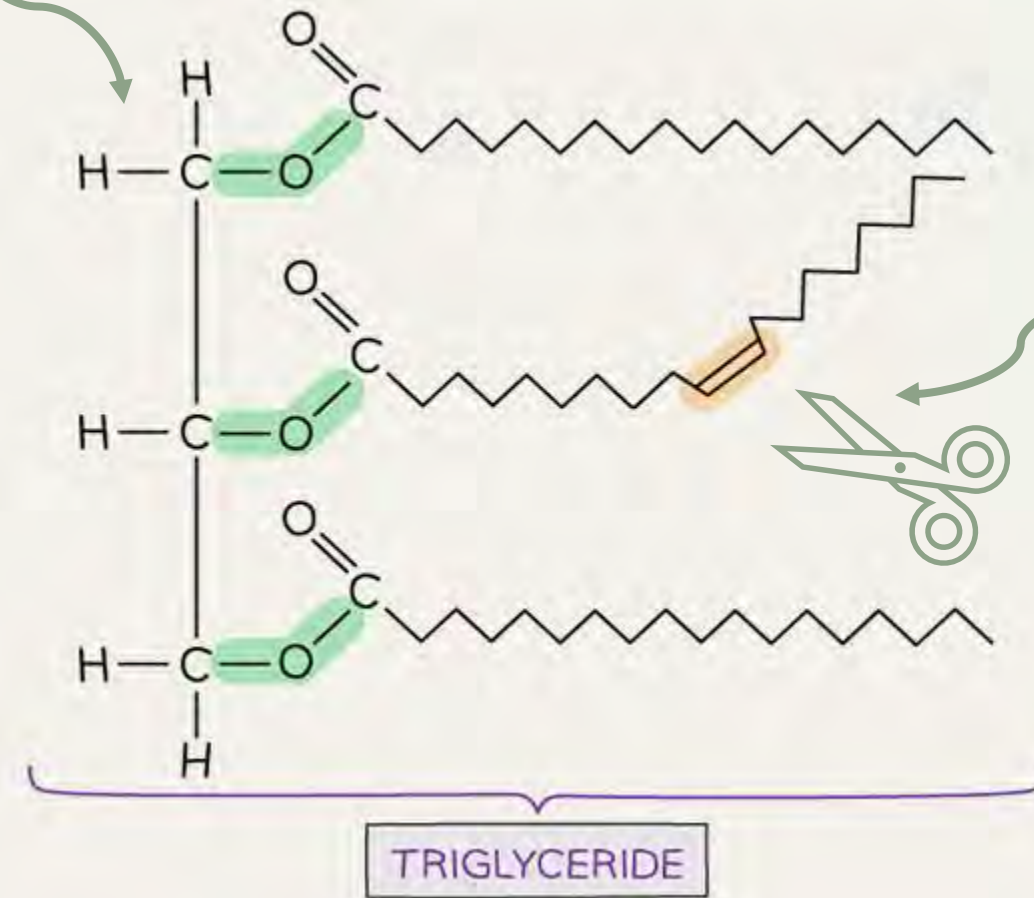
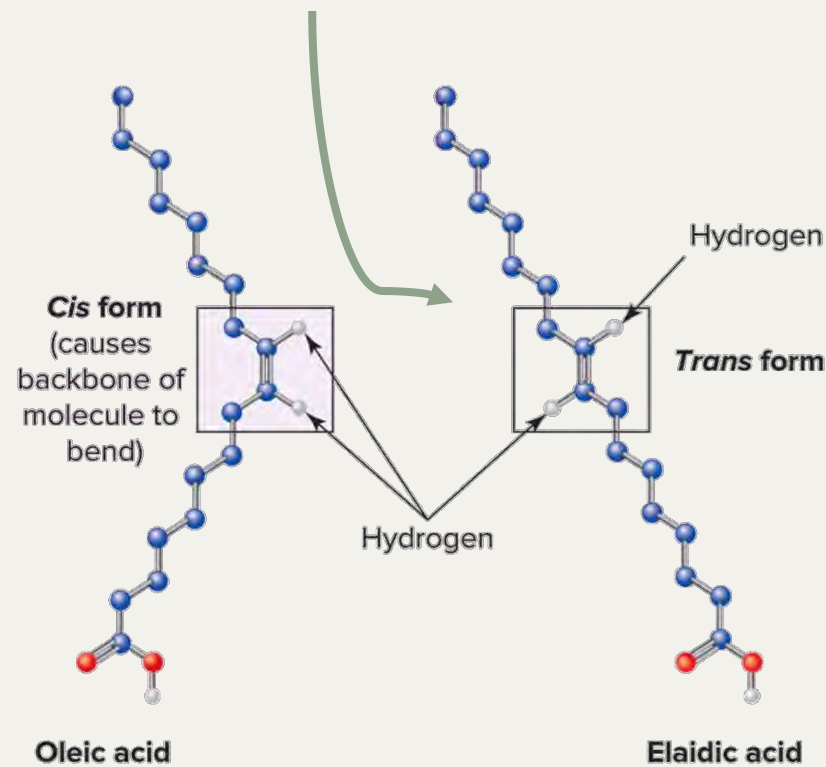


Triglyceride changes during cooking with EVOO



- The **hydrolysis** products, mainly free fatty acids, have been proposed as a marker of cooked oil.

- Heat induced **isomerization** increases the content of *trans*-fatty acids




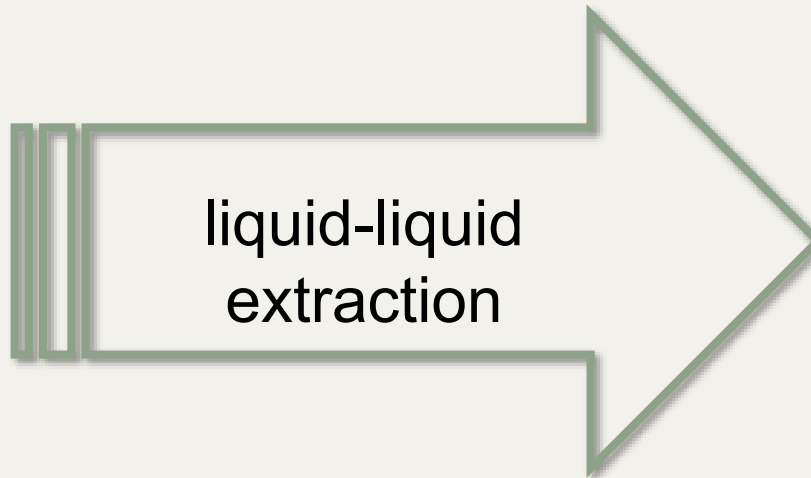

- Fatty acid **oxidation** occurs through an autocatalytic free radical reaction, generating off-flavor compounds: ketones, hydrocarbons, alcohols, carboxylic acids and aldehydes, such as the carcinogenic acrolein

EVOO vs other oils:

- High component of monounsaturated fatty acids, reduce the risk of oxidation
- Antioxidants such as α -tocopherol, carotenoids and phenolic compounds will partially inhibit oxidation



Effect of cooking in EVOO phenolic content



UPLC-ESI-QqQ-MS/MS



antioxidants



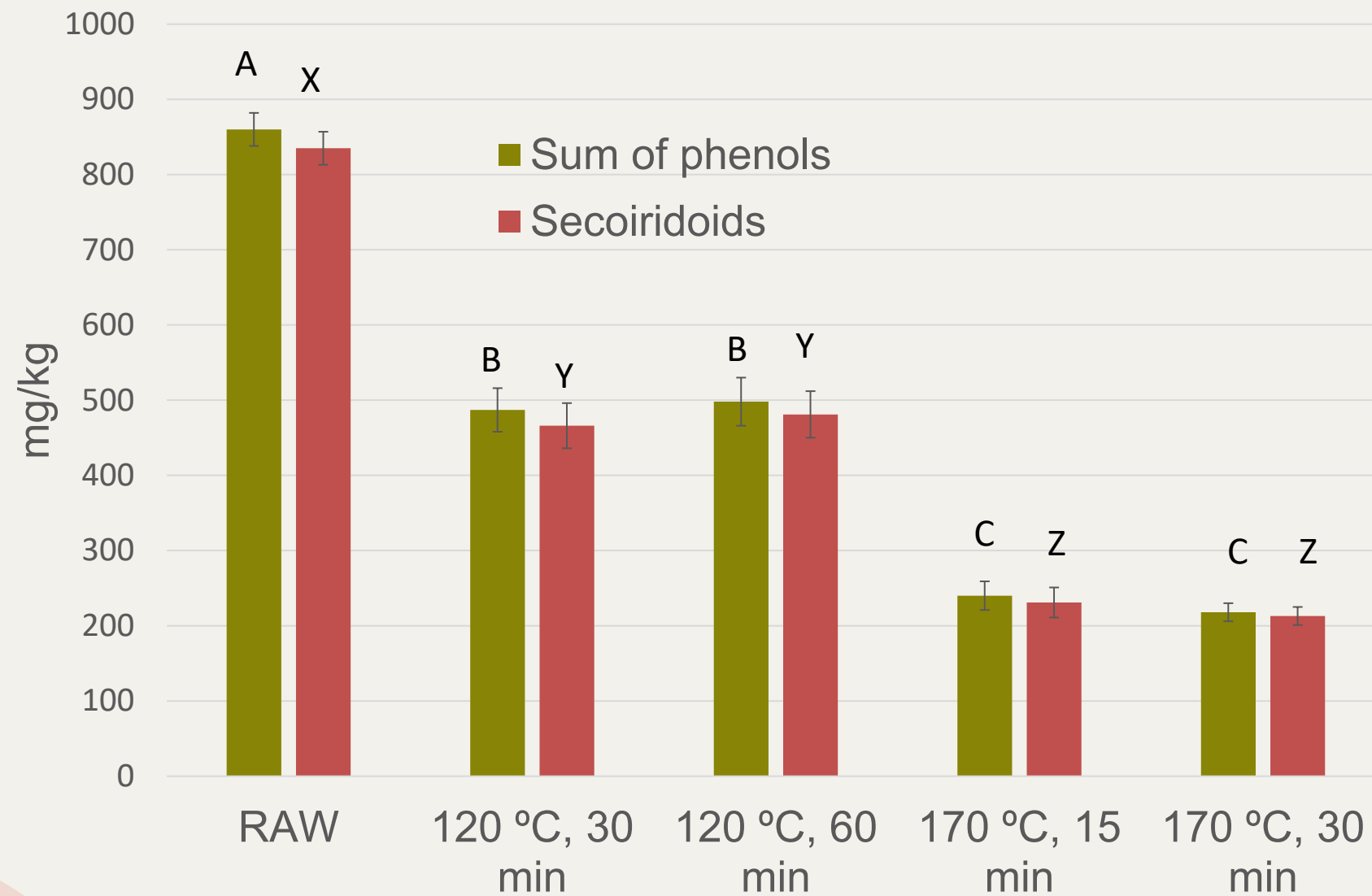
Article

Domestic Sautéing with EVOO: Change in the Phenolic Profile

Julián Lozano-Castellón ^{1,2}, Anna Vallverdú-Queralt ^{1,2},
José Fernando Rinaldi de Alvarenga ³, Montserrat Illán ¹, Xavier Torrado-Prat ¹
and Rosa Maria Lamuela-Raventós ^{1,2,*}



Changes in the phenolic content



During the cooking process, the content of polyphenols decreases by **40% at 120°C** and by **75% at 170°C**, compared to the levels of antioxidants in raw oil (860 mg/Kg).

Nevertheless, the levels of antioxidants **keep fulfilling the parameters stated as healthy** by the **European Union**.



Changes in the phenolic content



'Olive oil polyphenols contribute to the protection of blood lipids from oxidative stress'

During the cooking process, the content of polyphenols decreases by **40% at 120°C** and by **75% at 170°C**, compared to the levels of antioxidants in raw oil (860 mg/Kg).

20 g olive oil intake every day... when it contains at least 5 mg of hydroxytyrosol



Nevertheless, the levels of antioxidants **keep fulfilling the parameters stated as healthy** by the **European Union**.

> 250 mg/kg of hydroxytyrosol and its derivatives (e.g. oleuropein complex and tyrosol)






VIRGIN OLIVE OIL AND ITS PHENOLS



EFFECTS OF COOKING AND PROCESSING




Tomato sauce with EVOO



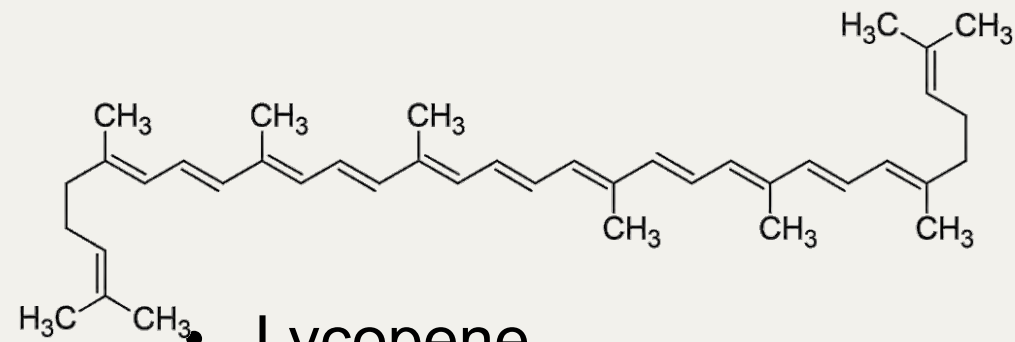
Tomato sauce with EVOO



- 90-95% water
- 3% carbohydrates
- 2% fiber
- Source of vitamin C and E
- Source of minerals (K, Mg)
- Source of phytochemicals: carotenoids, glycoalkaloids and polyphenols



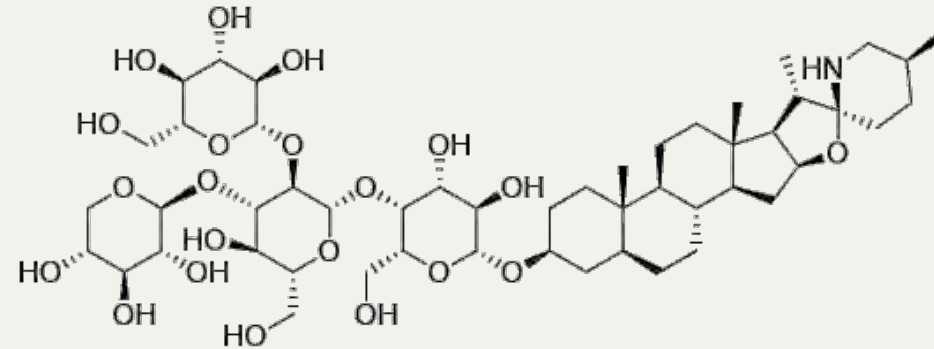
Carotenoids



Lycopene

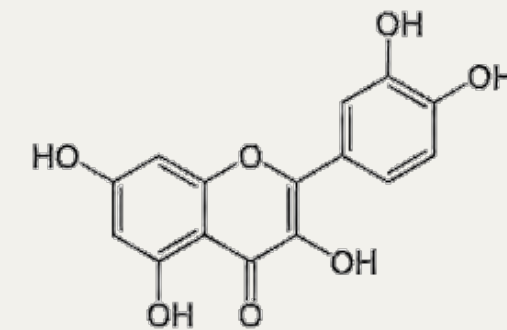
- α -carotene
- β -carotene
- Neurosporene
- (...)

Glycoalkaloids



- Tomatina
- Esculeoside A
- Lycoperside H

Polyphenols




- Flavonoids (Quercetin, kaempferol, Naringenin)
- Phenolic acids (Caffeic acid, *p*-Coumaric acid, Ferulic acid)
- Stilbenes (resveratrol)
- (...)



Tomato sauce with EVOO

The bioavailability of some flavonoids is impaired by their low water solubility, low absorption, rapid excretion, and/or extensive metabolism by enzymes and gut microbiota.



40
healthy

PROSPECTIVE
RANDOMIZED
CROSS-OVER
OPEN
CONTROLLED



500 g TOMATO



250 g
TOMATO SAUCE




250 g
TOMATO SAUCE
+ OLIVE OIL



10 POLYPHENOLS



93 POLYPHENOLS



1578

DOI 10.1002/mnfr.201500820


Mol. Nutr. Food Res. 2016, 60, 1578–1589

RESEARCH ARTICLE

Bioavailability of tomato polyphenols is enhanced by processing and fat addition: Evidence from a randomized feeding trial

Miriam Martínez-Huélamo^{1,2}, Anna Vallverdú-Queralt^{2,3}, Giuseppe Di Lecce¹, Palmira Valderas-Martínez^{2,4}, Sara Tulipan⁵, Olga Jáuregui⁶, Elvira Escribano-Ferrer^{2,7}, Ramón Estruch^{2,4}, Montse Illan¹ and Rosa M. Lamuela-Raventós^{1,2}

Foods without phenolics



Tomato sauce elaboration



**TOMATO LISO
ROJO RAMA**



WASHING



BREAKING



COOKING (99°C)



Campus
de l'Alimentació
Universitat de Barcelona


**HEAT REFINED
OLIVE OIL (5%)**



60 MIN



**WATER
(5%)**



COLD STORAGE



**WEIGHTING AND
PACKAGING**



**TOMATO SAUCE
+ REFINED OIL**



TOMATO SAUCE



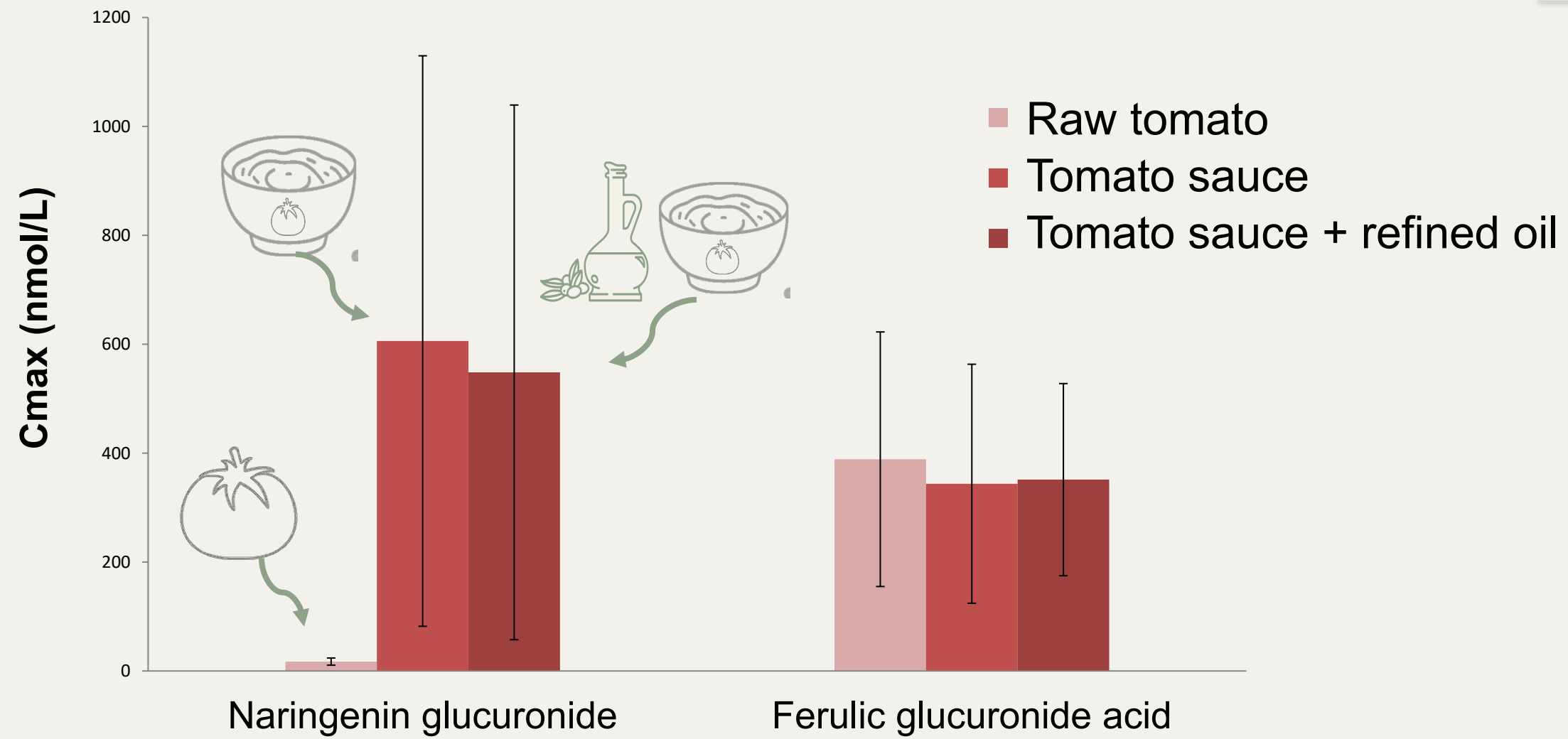

Phenolic Composition Tomato and Sauces




Compound	RAW TOMATO ng/g FW	TOMATO SAUCE ng/g FW	TS+OIL ng/g FW
Coumaric hexose 1	35,2 ± 0,6	29,7 ± 2,5	20,2 ± 2,1
Protocatechuic	23,9 ± 3,0	137,4 ± 9,3	77,4 ± 8,5
Caffeic hexose 1	1641,0 ± 108,8	1545,5 ± 175,5	1088,4 ± 55,0
Coumaric hexose 2	235,3 ± 4,8	51,7 ± 4,1	53,6 ± 6,7
3-Caffeoylquinic acid	135,7 ± 1,0	189,5 ± 12,2	298,2 ± 14,8
Ferulic hexose	1437,2 ± 54,2	822,3 ± 12,1	832,6 ± 8,0
Caffeic hexose 2	647,8 ± 20,9	722,5 ± 49,8	675,8 ± 19,8
Homovanillic hexose 1	4525,1 ± 361,6	6985,3 ± 445,0	8312,9 ± 524,1
Homovanillic hexose 2	636,6 ± 54,5	738,7 ± 43,0	923,6 ± 55,3
5-Caffeoylquinic acid	385,5 ± 10,6	899,1 ± 39,9	704,6 ± 78,9
Coumaric hexose 3	201,4 ± 1,8	374,2 ± 6,6	380,3 ± 8,6
Caffeic acid	379,5 ± 18,1	498,6 ± 18,7	527,7 ± 16,9
4-Caffeoylquinic acid	832,5 ± 7,1	533,8 ± 38,6	542,7 ± 12,4
3-Hydroxybenzoic acid	40,8 ± 3,6	13,3 ± 1,0	1,6 ± 0,2
Rutin	1889,4 ± 9,1	3849,9 ± 74,7	3628,5 ± 63,9
Naringenin chalcone	185,7 ± 2,6	207,5 ± 14,0	223,5 ± 1,1
Ferulic acid	48,2 ± 4,9	n.d.	n.d.
Dicaffeoylquinic acid	57,8 ± 0,3	48,0 ± 0,3	50,0 ± 0,5
Apigenin glucoside	77,0 ± 2,4	97,9 ± 2,3	88,7 ± 11,0
Naringenin hexoside	62,5 ± 4,1	60,0 ± 9,0	71,0 ± 6,6
Tricaffeoylquinic acid	116,3 ± 3,8	65,3 ± 5,7	63,1 ± 1,7
<i>p</i> -Coumaric acid	21,0 ± 1,8	26,8 ± 3,0	12,4 ± 1,6
Naringenin	3499,9 ± 379,2	3349,3 ± 38,7	3746,8 ± 102,2



Processing and matrix effect



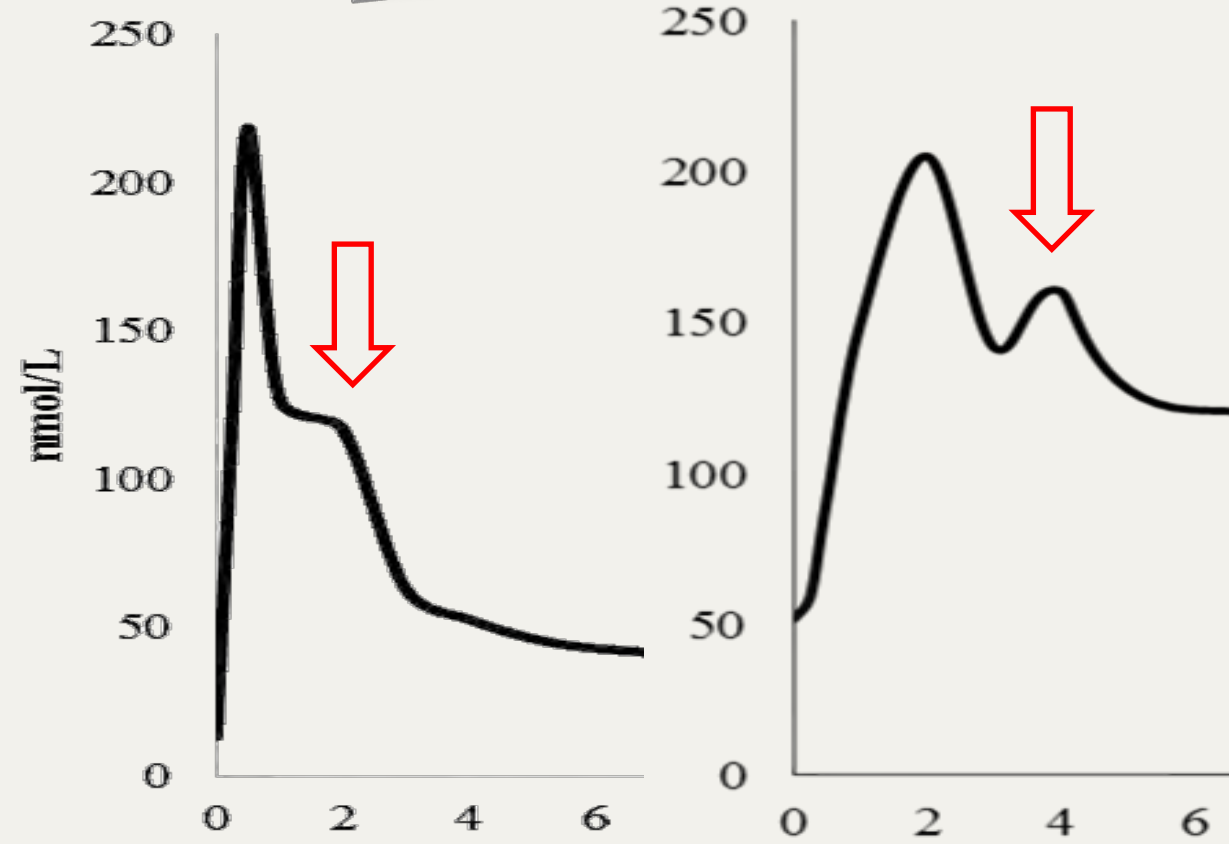
Enterohepatic circulation



OIL

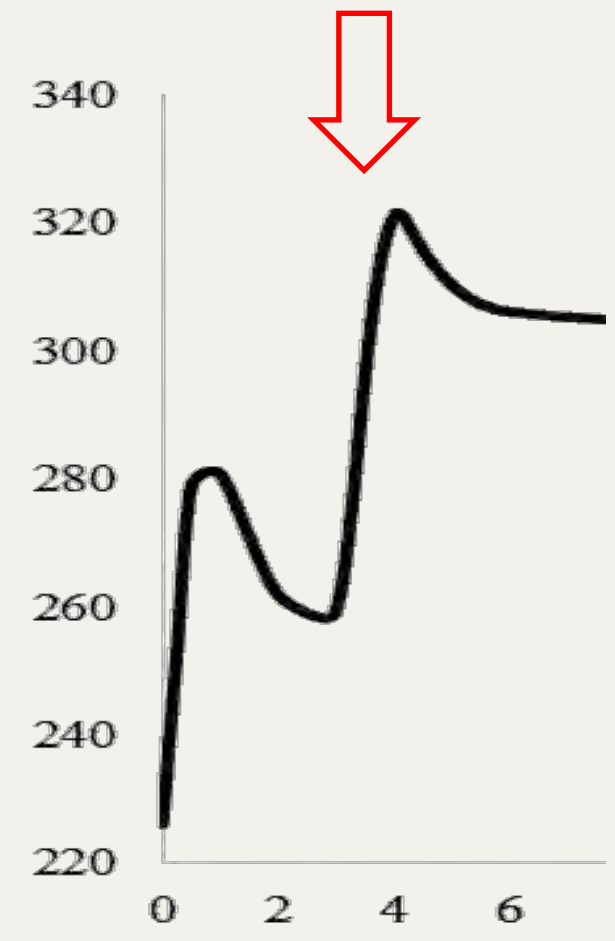
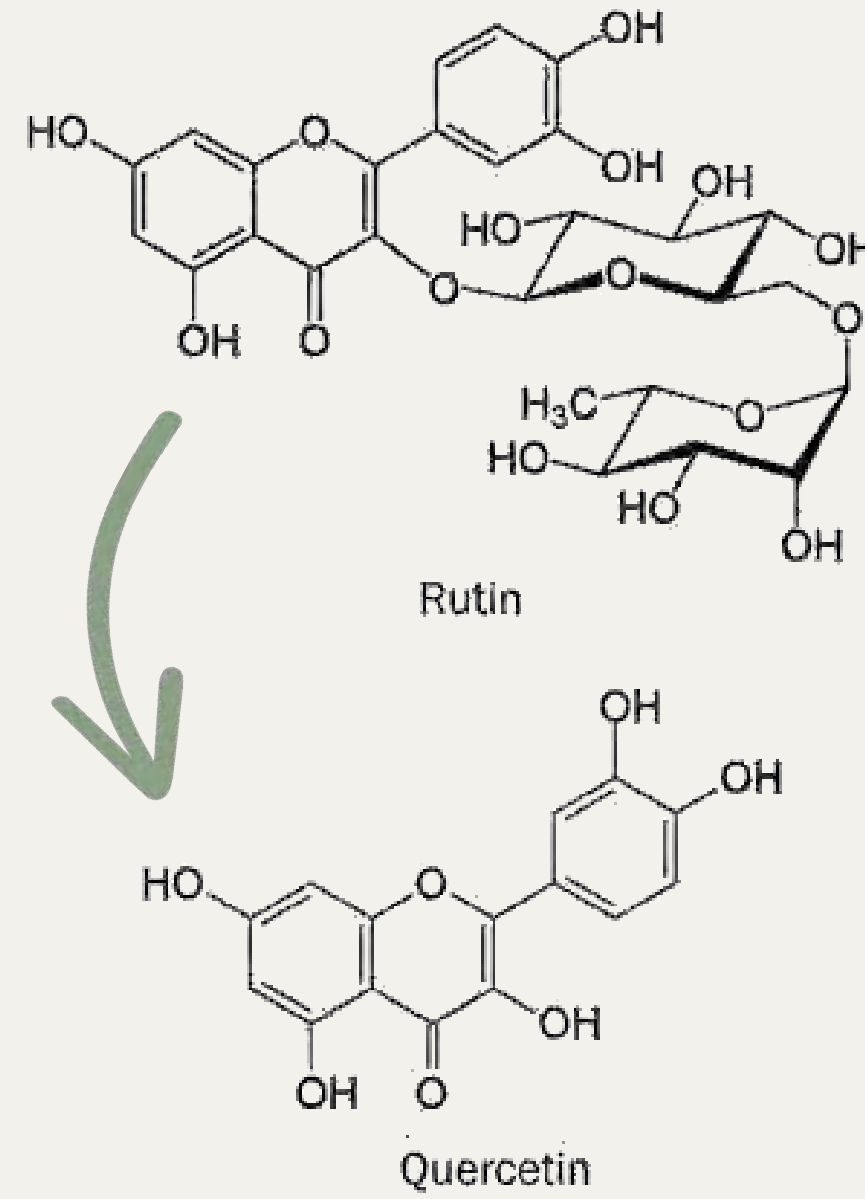


ENTEROHEPATIC CIRCULATION



NARINGENIN
GLUCURONIDE

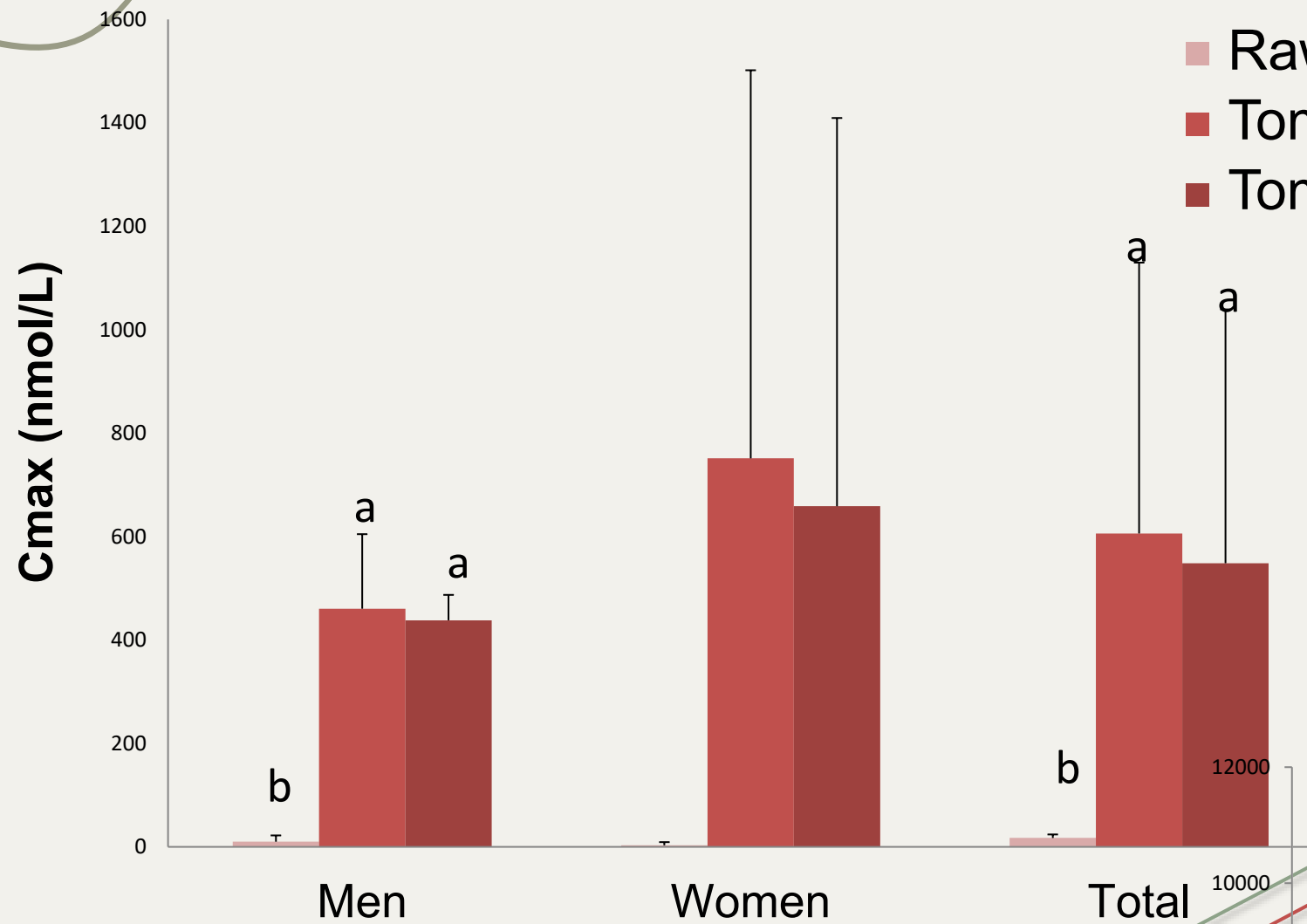
FERULIC ACID
GLUCURONIDE



QUERCETIN



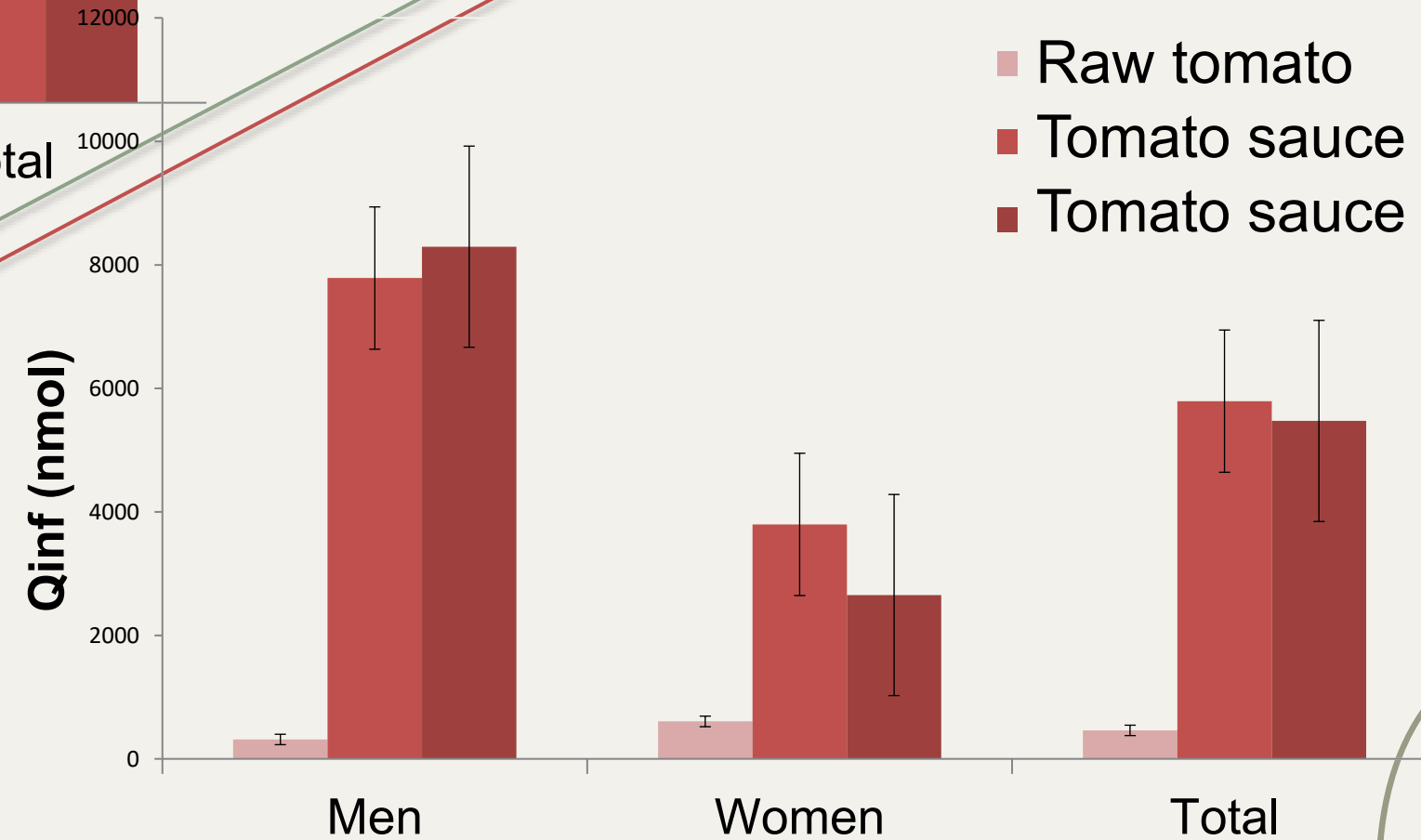
Naringenin glucuronide results



- Raw tomato
- Tomato sauce
- Tomato sauce + refined oil



- Raw tomato
- Tomato sauce
- Tomato sauce + refined oil





VIRGIN OLIVE OIL AND ITS PHENOLS

EFFECTS OF COOKING AND PROCESSING



Sofrito with EVOO



More complex food?

Sofrito

A Mediterranean sauce



The sofrito is a typical technique of lightly frying onion and garlic in EVOO.

The tomato sofrito sauce has been reported to contain 40 different phenolic compounds and a high content of carotenoids.



Bioactive compounds in the sofrito



Table 1
Sample information reported on the labels.

Sample code	Ingredients	Packaging
Sofrito A	Tomato, sunflower oil, fresh onion, fresh garlic, corn flour, natural flavours	Tetra pak
Sofrito B	Tomato and tomato concentrate, sunflower oil, sugar, corn flour, salt, onion, garlic, white pepper, natural flavours	Clear glass bottle
Sofrito C	Tomato, water, onion, oil, sugar, garlic, salt, almond	Clear glass bottle
Sofrito D	Tomato, onion, sunflower oil, corn flour, sugar, garlic, salt	Tetra pak
Sofrito E	Tomato concentrate, extra-virgin olive oil, sugar, corn flour, onion, garlic, salt	Clear glass bottle
Sofrito F	Tomato concentrate, sunflower oil, corn flour modify, onion, garlic, sugar, salt, citric acid	Tetra pak
Sofrito G	Tomato, onion, sugar, sunflower oil, salt, corn flour, citric acid, spice	Clear glass bottle
Sofrito H	Tomato concentrate, sugar, sunflower oil, salt, corn flour, onion	Clear glass bottle
Sofrito I	Tomato, onion, sunflower oil, salt, corn flour, salt	Clear glass bottle
Sofrito J	Tomato, onion, olive oil, sugar, salt, corn flour	Clear glass bottle

Influenced by ingredients such as:

- ↑ EVOO and/or Onion
- ↓ Sunflower oil

Sofrito with higher levels of lycopene was that contains extra virgin olive oil

(Sofrito E)



Home cooking sofritos

Factorial design



Treatment	Olive Oil	Onion	Garlic	Time
1	5 %	20 %	2 %	30 min
2	10 %	20 %	2 %	30 min
3	5 %	40 %	2 %	30 min
4	10 %	40 %	2 %	30 min
5	5 %	20 %	4 %	30 min
6	10 %	20 %	4 %	30 min
7	5 %	40 %	4 %	30 min
8	10 %	40 %	4 %	30 min
9	5 %	20 %	2 %	60 min
10	10 %	20 %	2 %	60 min
11	5 %	40 %	2 %	60 min
12	10 %	40 %	2 %	60 min
13	5 %	20 %	4 %	60 min
14	10 %	20 %	4 %	60 min
15	5 %	40 %	4 %	60 min
16	10 %	40 %	4 %	60 min

- ✓ Full factorial design 2^4
- ✓ Performed independently
- ✓ Triplicate
- ✓ Randomized
- ✓ 48 experiments
- ✓ Better reproducibility

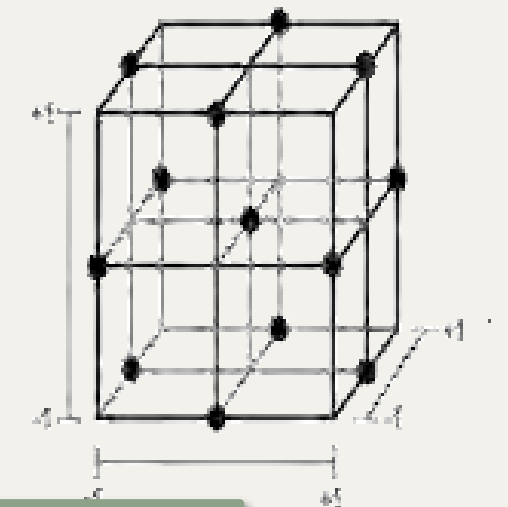


Table 1. Experimental level of the factors used in the Full Factorial Design (FDD).

Contents lists available at ScienceDirect

Food Research International

journal homepage: www.elsevier.com/locate/foodres

Home cooking and ingredient synergism improve lycopene isomer production in *Sofrito*

José Fernando Rinaldi de Alvarenga^a, Camilla Tran^b, Sara Hurtado-Barroso^{a,c}, Miriam Martínez-Huélamo^{a,c}, Montserrat Illan^a, Rosa M. Lamuela-Raventos^{a,c,*}

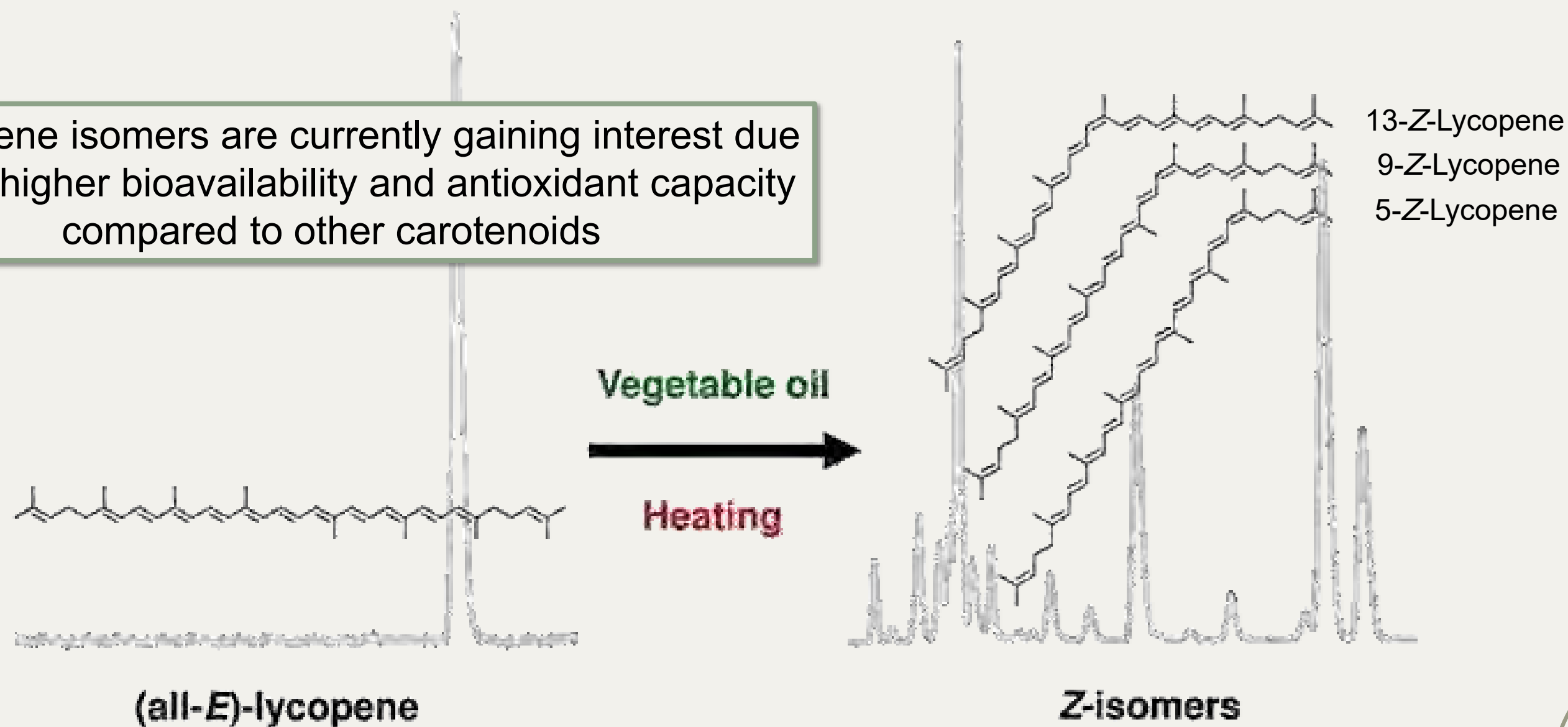
CrossMark

Z-Lycopene isomers from E-lycopene

Lycopene is the major carotenoid found in tomato and tomato products and has antioxidant capacity



Z-lycopene isomers are currently gaining interest due to their higher bioavailability and antioxidant capacity compared to other carotenoids

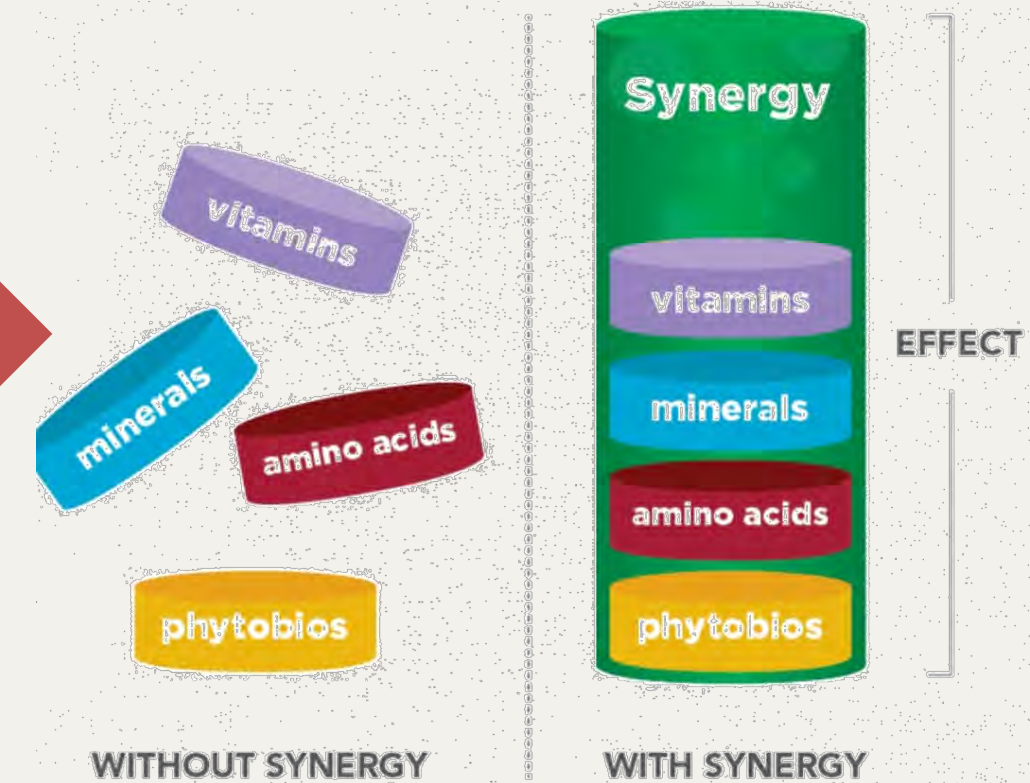
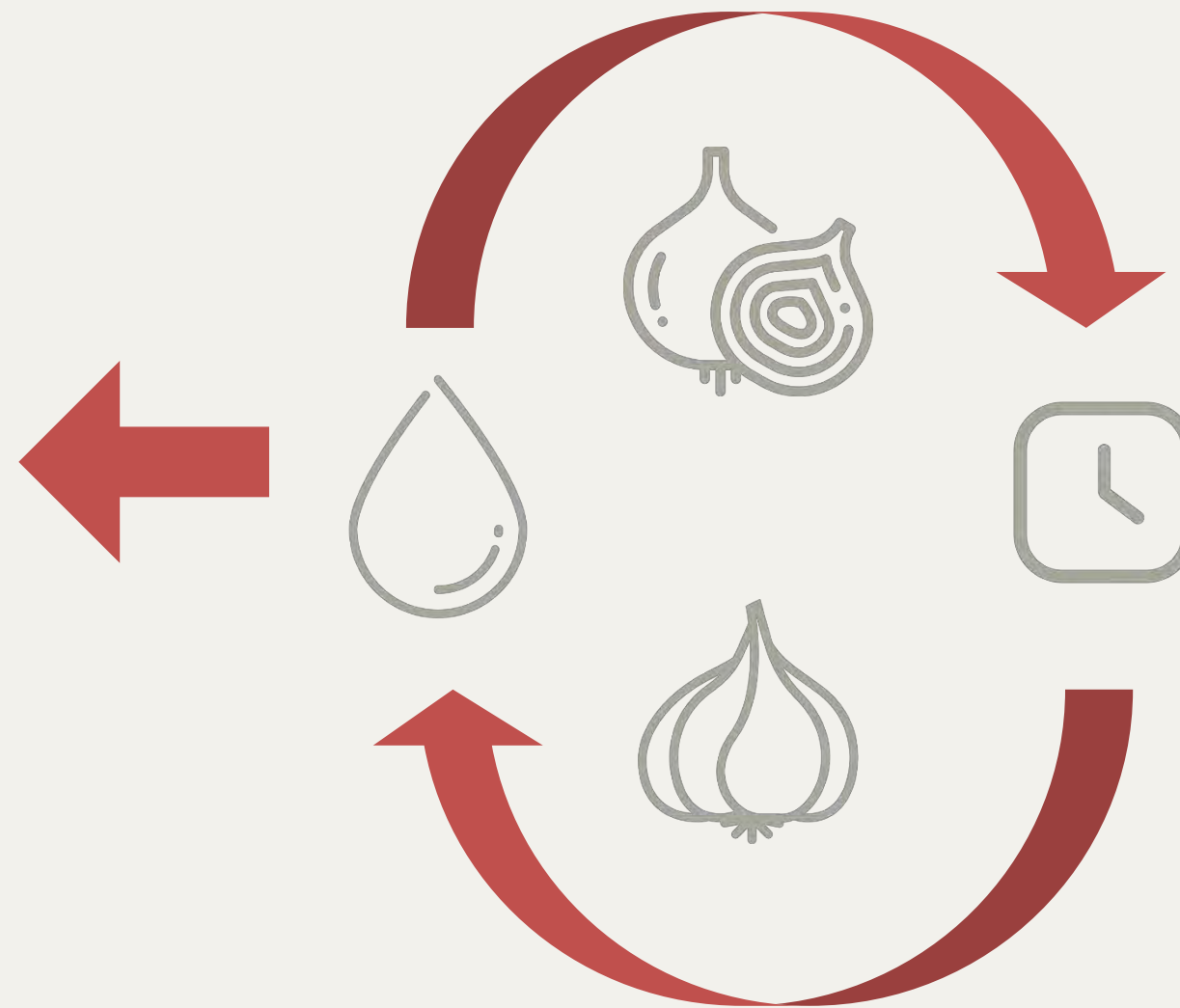
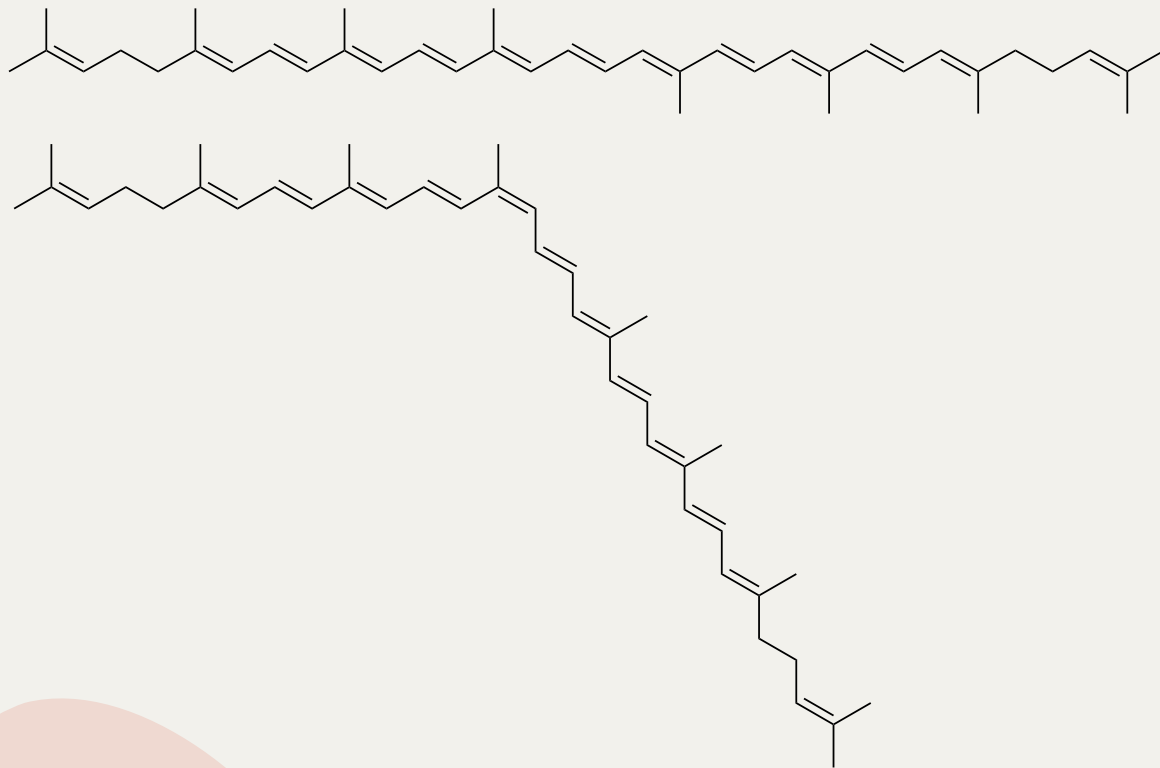


Synergism effect



Lycopene

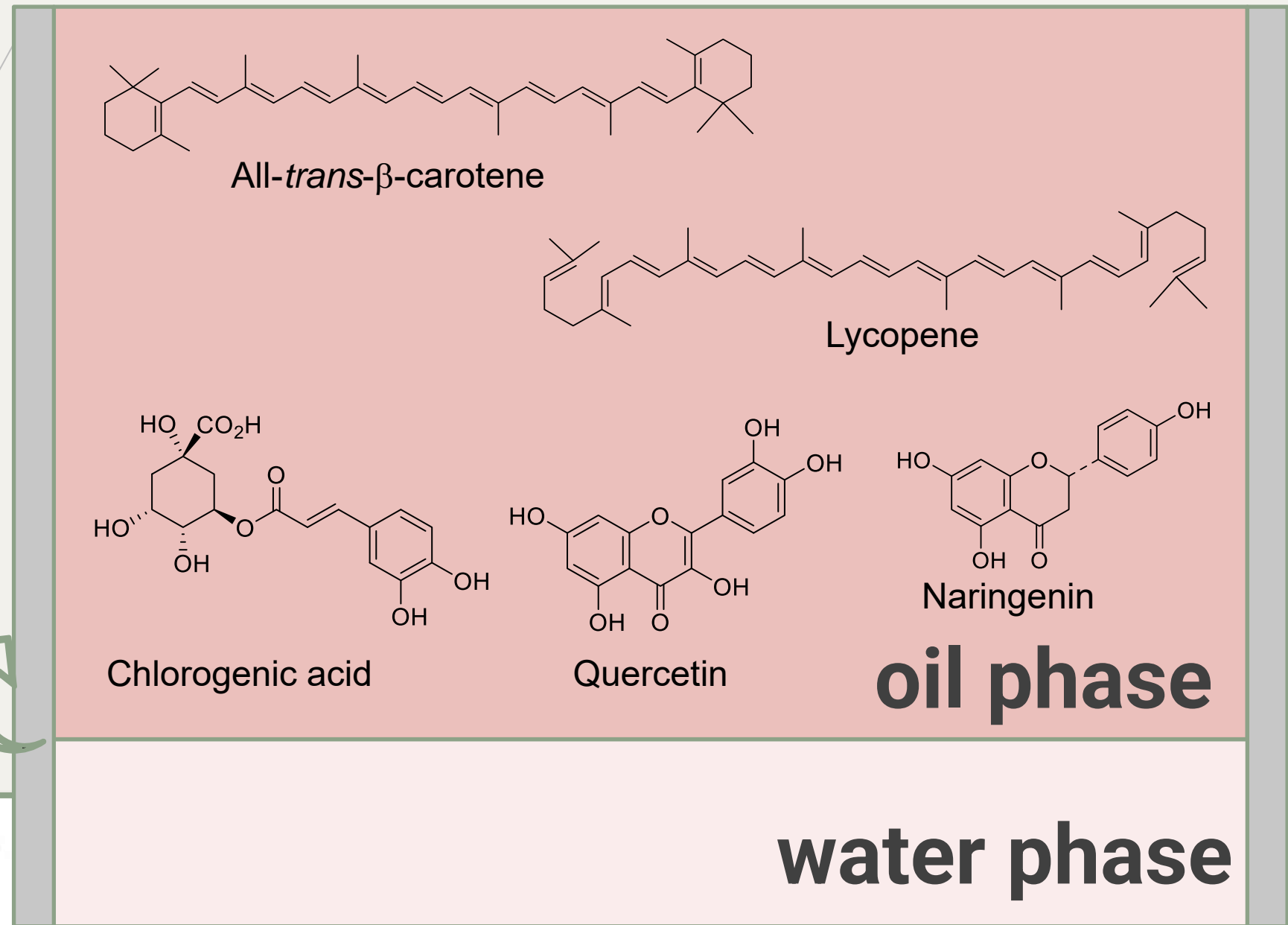
Isomerization



Synergism Effect

The use of onion combined with a long processing time of the sauce (60 minutes) can improve the bioavailability of lycopene in tomato products.

Oil/water phase distribution



Cooking with olive oil

Can help the extraction of carotenoids and phenolic compounds from the food matrix...

Could contribute to its bioaccessibility, bioavailability, and health effects



Article
Using Extra Virgin Olive Oil to Cook Vegetables Enhances Polyphenol and Carotenoid Extractability: A Study Applying the *sofrito* Technique

José Fernando Rinaldi de Alvarenga¹, Paola Quifer-Rada², Fernanda Francetto Juliano³, Sara Hurtado-Barroso^{1,4}, Montserrat Illan¹, Xavier Torrado-Prat¹ and Rosa Maria Lamuela-Raventós^{1,4,*}



VIRGIN OLIVE OIL AND ITS PHENOLS



EFFECTS OF COOKING AND PROCESSING



TAKE HOME MESSAGE



POLYPHENOL RESEARCH GROUP



Take home message



- Extra virgin olive oil is described as the best oil for frying because it is rich in monounsaturated fatty acids and low in polyunsaturated fatty acids, so it is less susceptible to oxidation, and because its antioxidant compounds exert a protective effect against degradation during cooking



- The presence of EVOO enhances the bioavailability of bioactive compounds in foods (tomato sauce, tomato soffrito sauce).
- The tomato soffrito sauce made with EVOO has shown the ability to improve the vascular function and weight in animal models, and to decrease inflammatory status in healthy individuals.



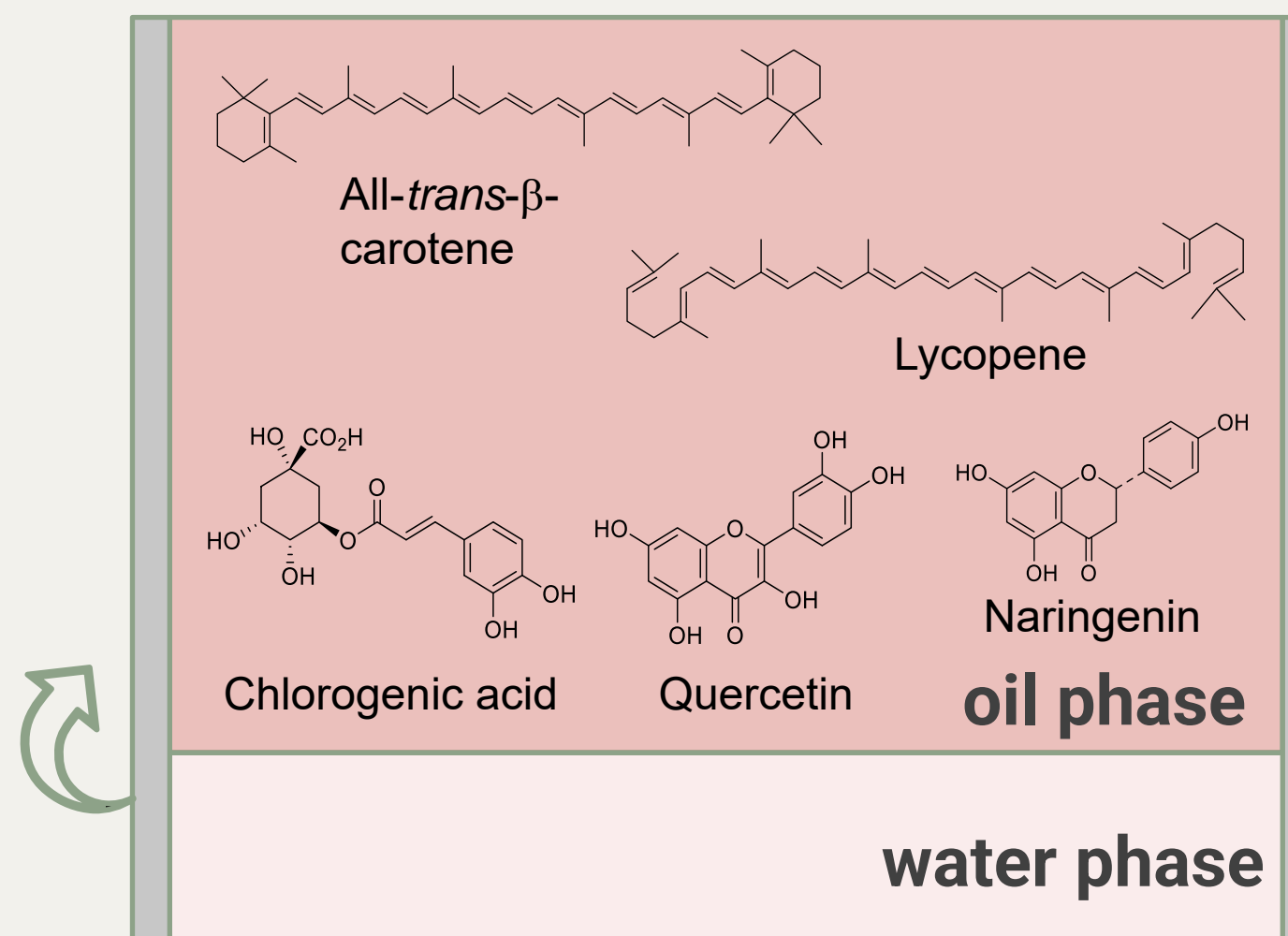
Take home message



- Phytochemicals migrate to EVOO, increasing its bioavailability and stability.



- The use of EVOO and onion combined with a long processing time of the sauce (60 minutes) can improve the bioavailability of lycopene in tomato products.



Phenolic compounds prevent formation of undesired compounds as acrylamide





VIRGIN OLIVE OIL AND ITS PHENOLS



EFFECTS OF COOKING AND PROCESSING




TAKE HOME MESSAGE



POLYPHENOL RESEARCH GROUP



Acknowledgement to the key researchers



Alexandra Olmo
Cunillera



Anallely López
Yerena



Julián Lozano
Castellón



Anna Vallverdú
Queralt



José Fernando Rinaldi
de Alvarenga




Miriam Martínez
Huelamo



Montse Illan i Xavier Torrado

Polyphenol Research Group



The **Natural Antioxidants** group was founded 30 years ago



At the beginning, our studies were focused on the analysis of wine and cava.



Today we carry out different research projects both in food and in animals and humans.



Study of bioactive compounds in food




Cooking effect



Nutritional studies of bioactive compounds: clinical trials and epidemiological studies



Polyphenol Research Team



PROFESSORS / RESEARCHERS



ROSA MARÍA LAMUELA RAVENTÓS
Full Professor of the University of
Barcelona.

GROUP DIRECTOR



**MARIA PEREZ
BOSCH**
Professor of the
University of Barcelona.



**ANNA VALLVERDÚ-
QUERALT**
Researcher: Ramón y
Cajal Program



**ANNA TRESSERRA
RIMBAU**
Tenure-eligible lecturer
Serra Hunter



**JULIÁN LOZANO
CASTELLÓN**



**EMILY LAVERIANO
SANTOS**

POSTDOC RESEARCHERS

SIMEON RUIZ MARTÍ
Lab Promoter and Manager



PHD STUDENTS

Camila Arancibia Riveros

Sonia Leticia Ramírez Garza

Alexandra Olmo Cunillera

Marta Trius Soler

Isabella Parilli Moser

Inés Domínguez López

Mohamed Mohamed Abuabib

David Murcia Lesmos


Ricardo López Solís

Rocío Gutiérrez Romero

Polina Galkina



New Research Lines



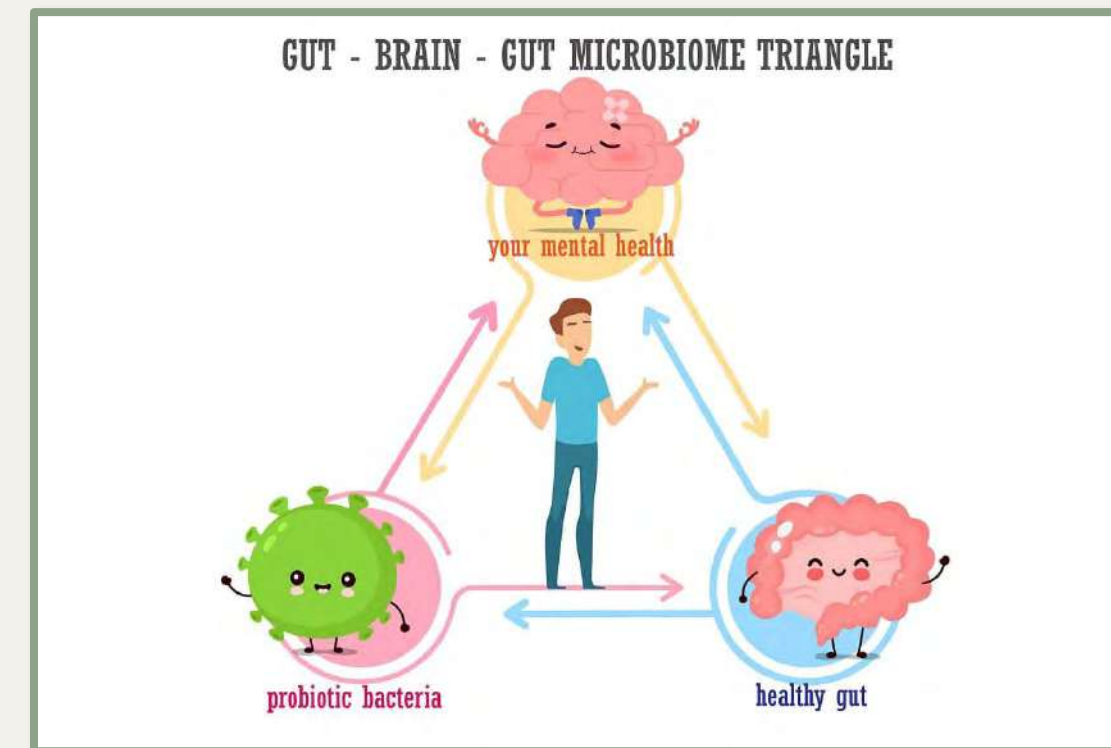
TED2021-130783B-C21



In collaboration with Dr Romanyà
Use of organic and sustainable techniques in farming is expected to increase the quantity of functional compounds in food, which would affect the microbiota and human health.




PID2020-114022RB-I00



Novel biomarkers from the microbiome that may act through intestine-brain axis, having an effect on metabolic stress and brain cognitive performance. We are analyzing the postbiotic effects of bioactive compounds on human behavior.



Follow us in social media



SGR-Cat 2021

ciberobn



Thank you!!



www.polyphenolresearch.com



Polyphenol_Research
@PolyphenolR



Polyphenol Research Group

